

Evolve Tele-Services, Inc.

2859 Eyde Parkway :: East Lansing :: MI :: 48823

Hourly Report

Report Information

Evolve Project Code: widgets

From:
To:

Print Date:
Print Time:


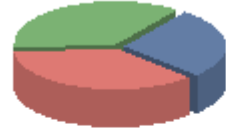
Hourly Call Statistics

Totals

	00	01	02	03	04	05	06	07	08	09	10	11	12	13	14	15	16	17	18	19	20	21	22	23	Total	Total Sale \$
Calls	0	0	0	0	0	0	0	0	0	0	0	0	0	0	5	5	6	4	5	0	0	0	0	0	25	4,579.39
Orders	0	0	0	0	0	0	0	0	0	0	0	0	0	0	4	3	3	3	3	0	0	0	0	0	16	4,579.39

Hourly Product Information

Products	Upsells	Dispositions	Pay Plans	Payment	Shipping	Calls Gender
----------	---------	--------------	-----------	---------	----------	--------------



Evolve Tele-Services, Inc.

2859 Eyde Parkway :: East Lansing :: MI :: 48823

Hourly Report

Report Information

Evolve Project Code: widgets

From:
To:

Print Date:
Print Time:

Hourly Call Statistics

Media Code: TGW2

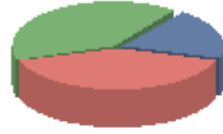
SOURCE 8665380202	00	01	02	03	04	05	06	07	08	09	10	11	12	13	14	15	16	17	18	19	20	21	22	23	Total	Total Sale \$
Calls	0	0	0	0	0	0	0	0	0	0	0	0	0	0	2	2	1	3	2	0	0	0	0	0	10	2,704.39
Orders	0	0	0	0	0	0	0	0	0	0	0	0	0	0	2	2	1	3	2	0	0	0	0	0	10	2,704.39

Totals

	00	01	02	03	04	05	06	07	08	09	10	11	12	13	14	15	16	17	18	19	20	21	22	23	Total	Total Sale \$
Calls	0	0	0	0	0	0	0	0	0	0	0	0	0	0	2	2	1	3	2	0	0	0	0	0	10	2,704.39
Orders	0	0	0	0	0	0	0	0	0	0	0	0	0	0	2	2	1	3	2	0	0	0	0	0	10	2,704.39

Hourly Product Information

Products	Upsells	Dispositions	Pay Plans	Payment	Shipping	Calls Gender
----------	---------	--------------	-----------	---------	----------	--------------



Evolve Tele-Services, Inc.

2859 Eyde Parkway :: East Lansing :: MI :: 48823

Hourly Report

Report Information

Evolve Project Code: widgets

From:
To:

Print Date:
Print Time:

Hourly Call Statistics

Media Code: WGT1

SOURCE 8665251016	00	01	02	03	04	05	06	07	08	09	10	11	12	13	14	15	16	17	18	19	20	21	22	23	Total	Total Sale \$
Calls	0	0	0	0	0	0	0	0	0	0	0	0	0	0	3	3	5	1	3	0	0	0	0	0	15	1,875.00
Orders	0	0	0	0	0	0	0	0	0	0	0	0	0	0	2	1	2	0	1	0	0	0	0	0	6	1,875.00

Totals

	00	01	02	03	04	05	06	07	08	09	10	11	12	13	14	15	16	17	18	19	20	21	22	23	Total	Total Sale \$
Calls	0	0	0	0	0	0	0	0	0	0	0	0	0	0	3	3	5	1	3	0	0	0	0	0	15	1,875.00
Orders	0	0	0	0	0	0	0	0	0	0	0	0	0	0	2	1	2	0	1	0	0	0	0	0	6	1,875.00

Hourly Product Information

Products	Upsells	Dispositions	Pay Plans	Payment	Shipping	Calls Gender
----------	---------	--------------	-----------	---------	----------	--------------

